

# Ordering Information CT Analyzer

## Firmware Packages and Upgrades

	Basic P0000853	Standard P0000846	Advanced P0000848	IEEE Protection P0000847
<b>In brief</b>	Measures ratio, composite error, excitation and knee point, winding resistance	■		
	Measures and assesses CTs with accuracy classes $\geq 0.3$ according to IEC and IEEE standards		■	
	Expands standard package to accuracy classes $\geq 0.1$ and additional assessment standards			■
	Measures protection CTs according to IEEE C57.13 (does not support metering CTs)			■
<b>Firmware Features</b>	CT secondary wiring phase and polarity measurements	■	■	■
	Composite error measurements for nominal current	■	■	■
	Ratio error and phase displacement measurement for no load and rated load	■	■	■
	Measurement of excitation characteristics (voltage/current)			
	> Knee point voltage from 1 V up to 4 kV	■	■	■
	> Knee point voltage from 0.1 V up to 40 kV	–	–	■
	> Automated calculation of knee points according to IEC and IEEE	■	■	■
	> Comparison of excitation curve to a reference curve	–	■	■
	CT winding resistance measurement (primary and secondary)	■	■	■
	CT accuracy measurements (ratio error and phase displacement depending on burden and current)			
	> IEC 61869 / 60044, or IEEE C57.13 classes $\geq 0.3$	–	■	■
	> IEC 61869 / 60044, or IEEE C57.13 classes $\geq 0.1$	–	–	■
	> Customized standards or local / national standards	–	–	■
	Automatic assessment of CT performance according to the selected standard	–	■	■
	Customization of assessment rules (for example implementation of national standards)	–	– <sup>1</sup>	■
	Composite error measurement for overcurrent conditions (ALF/ALFi, FS/FSi for IEC and $V_b$ for IEEE)	–	■	■
	Determination of ALF and FS for IEC or $V_b$ for IEEE	–	■	■
	Secondary burden measurement	■	■	■
	„Nameplate guesser“ function for CTs with unknown data	–	■	■
	Simulation of measured data	–	–	■
	Measurement of transient behavior of TPS, TPX, TPY and TPZ type CTs	–	–	■
	Determination of the transient dimensioning factor (Ktd)	–	–	■
	Considering Duty Cycles C-O / C-O-C-O, for example auto-reclosure system	–	–	■
Automatic demagnetization of the CT after the test	■	■	■	
Remote control with CT Analyzer Suite software	■	■	■	
Flexible manual current and voltage source (QuickTest)	–	■	■	
Testing of CTs for line frequencies of 50 Hz	■	■	■	
Testing of CTs for line frequencies of 60 Hz	■	■	■	
CT SB2 (switch box) for measurements of CTs with up to 6 taps, including accessories	□	□	□	
CPOL2 for verifying the correct polarity of the secondary wiring along all connection points	□	□	□	
Remalyzer software for measuring the residual magnetism in CTs	□	□	□	
<b>Firmware Upgrades</b>	Basic -> Standard	Upgrades Basic to Standard Package		P0006569
	Basic -> Advanced	Upgrades Basic to Advanced Package		P0006570
	Standard -> Advanced	Upgrades Standard to Advanced Package		P0006566
	IEEE Protection -> Advanced	Upgrades IEEE Protection to Advanced Package		P0006567

<sup>1</sup> IEC 61869-6 not supported ■ included □ optional – not included

# Basic, Standard and Advanced packages

Item	Quantity
<b>Hardware</b>	
CT Analyzer	1
<b>Cables and accessories</b>	
Grounding cable (6 m, 6 mm <sup>2</sup> / 20 ft, 0.01 sq in) with connection clamp	1
Coaxial cables (3 m / 10 ft)	2
Coaxial cable (10 m / 33 ft)	1
Crocodile clamps for plugs 4 mm / 0.2 in, opening width: 20 mm / 0.8 in ( 2 × red, 2 × black)	4
Flexible terminal adapters for plugs 4 mm / 0.2 in	12
USB cable	1
USB 3.0 Compact flash card reader (design may change)	1
Compact flash card	1
CT Analyzer carry bag	1
CT Analyzer PC software toolset	1
Battery clamps for plugs 4 mm / 0.2 in	2
Power cable	1
Class 0.5 CT for training purposes. FS 5, ratio = 300:5	1
User manual (available on DVD)	1
Calibration certificate	1
Set of two Kelvin clamp adapters	1



# IEEE Protection package

Item	Quantity
<b>Hardware</b>	
CT Analyzer	1
CT SB2 switch box for measurements on CTs with up to 6 taps	1
<b>Cables and accessories</b>	
Grounding cable (6 m, 6 mm <sup>2</sup> / 20 ft, 0.01 sq in) with connection clamp	1
Coaxial cable (6 m / 20 ft)	1
Coaxial cable (10 m / 33 ft)	1
Coaxial cable (15 m / 49 ft)	1
4-pole coaxial cable (7 m / 22 ft for connecting CT SB2 to burden)	1
6-pole coaxial cable for connecting CT SB2 to CT Analyzer	1
12-pole coaxial cable (7 m / 23 ft), CT SB2 to secondary side of CT	1
Crocodile clamps for plugs 4 mm / 0.2 in, opening width: 20 mm / 0.8 in ( 2 x red, 2 x black)	4
Flexible terminal adapters for plugs 4 mm / 0.2 in	12
Set of 12 color-coded clamps for secondary connection	1
USB cable	1
USB 3.0 Compact flash card reader (design may change)	1
Compact flash card	1
CT Analyzer carry bag	1
CT Analyzer PC software toolset	1
Battery clamps for plugs 4 mm / 0.2 in	2
Power cable	1
Power cord adapter between CT SB2 and CT Analyzer	1
RS 232 SUB-D data cable	1
User manual	1
Calibration certificate	1
Bag for cables and accessories	1













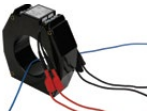


# PC software features








	Free Standard Software	PC Software Upgrade Option (P0000413)
Guided test execution via PC	■	■
Detailed connection diagrams	■	■
Test reports	■	■
Convenient summary of test results	■	■
Advanced test reports (e.g. combination of multiple tests)	—	■
Report template design editor	—	■
Multi-test view	—	■
Results simulation without the need to connect the CT Analyzer	—	■

■ included □ optional — not included







# CT Analyzer accessories

			Basic Standard Advanced	IEEE Protection
	Coaxial cables with separate ends and plugs 4 mm / 0.2 in			
	> 3 m / 10 ft (one end: 15 cm / 6 in, other end: 15 cm / 6 in)	B1290100	2	-
	> 6 m / 20 ft (one end: 15 cm / 6 in, other end: 15 cm / 6 in)	B1290200	-	1
	> 10 m / 33 ft (one end: 15 cm / 6 in, other end: 150 cm / 59 in)	B1290300	1	1
	> 15 m / 49 ft (one end: 15 cm / 6 in, other end: 150 cm / 59 in)	B1290400	-	1
	> 100 m / 328 ft (one end: 15 cm / 6 in, other end: 150 cm / 59 in)	P0007030	-	-
	Set of battery clamps for plugs 4 mm / 0.2 in, 1 x red, 1 x black	P0006305	1	1
	Set of crocodile clamps for plugs 4 mm / 0.2 in, opening width: 20 mm / 0.8 in, 2 x red, 2 x black	P0006306	1	1
	Set of flexible terminal adapters for plugs 4 mm / 0.2 in, 12 x black	P0006264	1	1
	Grounding cable with connection clamp 6 m, 6 mm <sup>2</sup> / 20 ft, 0.01 sq in	B0349701	1	1
	Power cord	country-specific	1	1
	Compact flash card	E0602201	1	1
	USB 3.0 compact flash card reader	E0576602	1	1
	CT Analyzer PC software toolset (remote control software, Excel File Loader, etc.)	P0006577	1	1
	Class 0.5 CT for training purposes. FS 5, ratio = 300:5	E0556200	1	-
	CT Analyzer carry bag	E0674201	1	1
	Bag for cables and accessories	E0692501	-	1
	Set of two Kelvin clamp adapters which can be used together with the standard measurement cable	P0006297	1	-
	High-precision CT (class 0.02) for calibration purposes Ratios = 2000:1 / 2000:5 (ISO/IEC calibration certificate included)	P0005223	-	-

# CT Analyzer accessories

			Basic	Standard	Advanced	IEEE Protection
	Pluggable 23 turns winding for measurements on magnetic cores without secondary winding	B0593901	-	-	-	-
	Polarity checker for CTs' secondary wiring	P0006331	-	-	-	-
	Primary resistance kit: Coaxial cable 15 m / 49 ft (CT SB2 to CT prim) 2 x Kelvin clamps Carry bag 42 x 32 x 7 cm / 8 x 13 x 3 in	P0006320	-	-	-	-
	Data cable RS232 SUB-D connecting CT Analyzer and CT SB2	B0679601	-	-	-	-
	Remalyzer software license to determine residual magnetism	P0006790	-	-	-	-
	Quick Test license to use CT Analyzer as VT ratio test set, variable source (AC/DC, voltage/current) and multimeter	P0006789	-	1	-	-
	Transport case with wheels	B0553701	-	-	-	-
	Multi-functional transport case convertible into a workbench	B1636100	-	-	-	-
	Trolley / backpack	E1636000	-	-	-	-

# CT SB2 accessories

			Basic Standard Advanced	IEEE Protection
	CT SB2 and accessories	P0006328	-	-
	4-pole coaxial cable for connecting CT SB2 to burden 7 m / 22 ft	B0636200	-	1
	6-pole coaxial cable for connecting CT SB2 to CT Analyzer	B0636400	-	1
	Power cord adapter between CT SB2 and CT Analyzer	E0675100	-	1
	12-pole coaxial cable (7 m / 23 ft), CT SB2 to secondary side of CT	B0636301	-	1
	Set of 12 color-coded clamps for secondary connection	P0006316	-	1

OMICRON is an international company that works passionately on ideas for making electric power systems safe and reliable. Our pioneering solutions are designed to meet our industry's current and future challenges. We always go the extra mile to empower our customers: we react to their needs, provide extraordinary local support, and share our expertise.

Within the OMICRON group, we research and develop innovative technologies for all fields in electric power systems. When it comes to electrical testing for medium- and high-voltage equipment, protection testing, digital substation testing solutions, and cybersecurity solutions, customers all over the world trust in the accuracy, speed, and quality of our user-friendly solutions.

Founded in 1984, OMICRON draws on their decades of profound expertise in the field of electric power engineering. A dedicated team of more than 900 employees provides solutions with 24/7 support at 25 locations worldwide and serves customers in more than 160 countries.

For more information, additional literature, and detailed contact information of our worldwide offices please visit our website.